
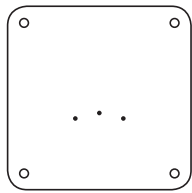


ultraTOWER

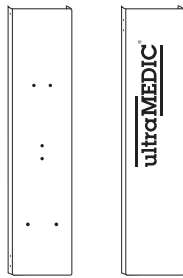
Bestell.-Nr. SAN-0050
 Höhe: 140 cm
 Fußplatte: 45 x 45 cm
 Gewicht: 17,5 kg

Lieferumfang: 1 x ultraTOWER
 1 x Sensor-Spender


 Stellen Sie sicher, dass der ultraTOWER auf festem Boden steht. Montieren Sie den Artikel nicht auf einem erhöhten Gegenstand.

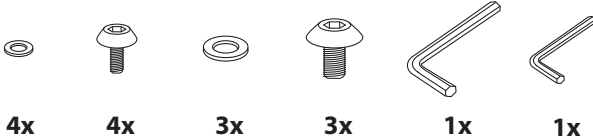


1x



1x

1x



4x

4x

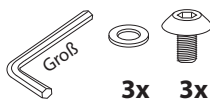
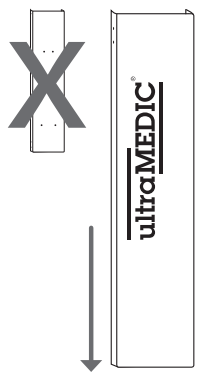
3x

3x

1x


1x

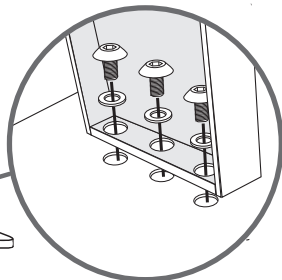
1



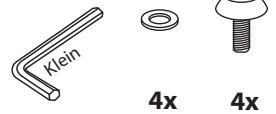
3x

3x

 Das untere Element lässt sich nur in eine Richtung montieren. Die Bohrungen sind nicht in einer Linie.



2



4x

4x

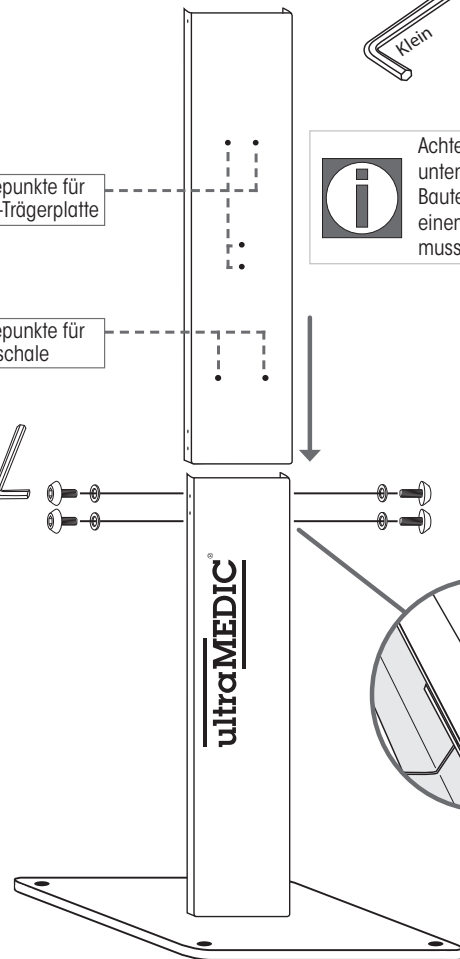
Montagepunkte für Spender-Trägerplatte

Montagepunkte für Auffangschale

4x



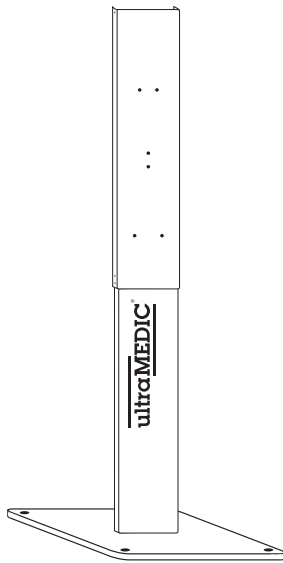
Achten Sie auf oben und unten bei dem letzten Bauteil. Die Seite mit nur einem Loch an der Seite muss nach oben zeigen.





Assembly Instruction

EN



ultraTOWER

Article-Nr. SAN-0050

Height: 140 cm

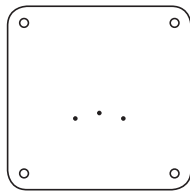
Base plate: 45 x 45 cm

Weight: 17,5 kg


Scope of delivery: 1 x ultraTOWER
1 x Sensor-Dispenser



Ensure that the ultraTOWER is standing on solid ground. Do not assemble the article on a surface raised off the ground.



1x



1x



1x



4x



4x



3x



3x

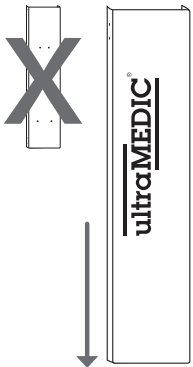


1x



1x

1



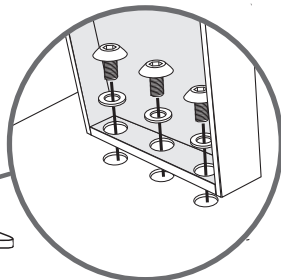
3x



3x



The lower element can be mounted in only one direction. The holes do not line up.



2



4x



4x

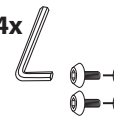


4x

Mounting points for dispenser plate

Mounting points for collecting tray

4x



Make sure the top and the bottom of the last component are mounted correctly. The side with only one hole on the side must face upwards.

